



Luxurious hot tubs at affordable prices with integrity, reliability and quality!

About Us

Northern Bay Hot Tubs® evolved from the upper Midwest where families enjoy the tens of thousands of lakes with recreation and relaxation. The Midwest lakes have been a place for fun activities for many decades, and not just for residents but also for tourists from all over the world.

Northern Bay Hot Tubs® are hand crafted and designed for hydrotherapy, comfort, wellness, and reliability at affordable price points. Our hot tubs are built for the harsh Midwest winters at low operating costs. Northern Bay Hot Tubs® partner company Saratoga Spa® has over 3 decades of hot tub manufacturing and holds some of the industry's most unique patents.

Saratoga Spa®, a company deep in tradition, takes its name from Saratoga Springs, N.Y. a bastion of Hydrotherapy, rest and recreation since the 17th century.

With over 35 years of Manufacturing Excellence, the Saratoga Spa® Company has a long history of design and innovation.

Northern Bay Hot Tubs® provide luxurious hot tubs at affordable prices with integrity, reliability and quality for families to build hot water memories.



Our A.Q.U.A. Philosophy

Affordable Leisure

Our hot tubs are designed for Luxury at affordable price points with the latest technology from industry leaders like Waterway and Lucite. Families have been enjoying our hot tubs for more than 3 decades!

Quality

Northern Bay Hot Tubs® are built with 35 years of manufacturing experience for quality, hydrotherapy, luxury and reliability. Northern Bay Hot Tubs® are easy to maintain and every hot tub is hand built and water tested twice at our family owned facility.

Ultimate

Our hot tubs are the ultimate in design and built for style, comfort, performance, relaxation, therapy, and leisure at an affordable price with one of the best warranties in the industry. We wrap all of this in a beautiful shiplap cabinet.

American-Made

Northern Bay Hot Tubs® are manufactured in New York and components are sourced from the U.S.

Northern Bay, your American-made hot tub!



Table of Contents

Platinum Collection

Cypress.....	6
Monroe	7
Minocqua.....	10
Manistique.....	11
Okoboji	12

Resort Collection

Fontana	14
Huntington	15
Grand Marais	16
Richmond.....	17

Moonlight Collection

Bemidji	19
Geneva	20
Minnetonka.....	21
Augusta	22
Fontana	23
Huntington	24

Whitewater Series

Ozark	26
Summerset.....	27
Catatoga	28
Bemidji	29
Geneva	30

Features and Options	31
-----------------------------	-----------

Platinum Collection

Northern Bay Hot Tubs® Platinum Collection offers some of the most unique features in underwater massage. This collection of hot tubs provides two independent therapy systems; Our Direct Impact Therapy and Passive Impact CFE™ Therapy system which give you the control to customize your massage. Whether you desire a scrolling massage for your back, relieving the tension in your neck and shoulders or a therapeutic massage for your arms, hands, wrists and feet, you'll enjoy it all in the Platinum Collection. Continuous filtration with ozone and dual filters keep maintenance to a minimum and gives you more time to enjoy your hot tub.



CYPRESS

Passive Impact™ CFE Therapy System	
Power Massage Plus®	1
Power Massage®	1
Power Stream®	6
Deflector Stream®	2
TOTAL JETS	10

Direct Impact™ Therapy System	
Versa-Flo™ Jets	40
Vortex Jet	1
TOTAL JETS	51

Dimensions	
Width.....	84"
Length	84"
Height.....	38"
Average Fill	375 GL
Dry Weight.....	750 LB
Average Full Weight.....	3880 LB
Seating Capacity	5-6
Power Pack.....	220V/60A
(2) 2 Speed Pump	480 GPM
(1) Circulation Pump.....	35 GPM

FEATURES & OPTIONS

- Platinum Insulation System
- CoverAll™ Sealed Base with Slide Rail System
 - Thermal Bond™ Wrap Insulation
 - Deluxe Spa Cover

- Continuous Circulation System
- Continuous Circulation Pump
 - Continuous Antimicrobial Filtration
 - Continuous Ozone Generation

- Standard System
- Manual Sequencing Therapy
 - Top Loading Skimmer
 - Treaded Footwell
 - Footwell Spa Drain
 - Built-in Headrests
 - Midnight Lights TF™ LED Lighting
 - Tranquility Falls™ Water Feature
 - Slide Valves
 - 7/3/2 Warranty
 - TriLayer™ Spa Shell
 - LED Water Feature
 - Multi Weather™ Vanguard Cabinet
 - Stainless Jet Accent

- Optional Packages Available*
- Thermal Bond™ Full Foam Insulation
 - Rhythmic Waves™ Sound System
 - Check-In Wifi Module



MONROE

Passive Impact™ CFE Therapy System	
Power Massage Plus®	1
Power Massage®	1
Power Stream®	8
Deflector Stream®	3
TOTAL JETS	13

Direct Impact™ Therapy System	
Versa-Flo™ Jets	46
Vortex Jet	1
TOTAL JETS	60

Dimensions	
Width.....	89"
Length	93"
Height.....	40"
Average Fill	525 GL
Dry Weight.....	920 LB
Average Full Weight.....	5302 LB
Seating Capacity	6-7
Power Pack	220V/60A
(2) 2 Speed Pump	480 GPM
(1) 2 Speed Pump	195 GPM
(1) Circulation Pump.....	35 GPM



FEATURES & OPTIONS

Platinum Insulation System

- CoverAll™ Sealed Base with Slide Rail System
- Thermal Bond™ Wrap Insulation
- Deluxe Spa Cover

Continuous Circulation System

- Continuous Circulation Pump
- Continuous Antimicrobial Filtration
- Continuous Ozone Generation

Standard System

- Manual Sequencing Therapy
- Top Loading Skimmer
- Treaded Footwell
- Footwell Spa Drain
- Built-in Headrests
- Midnight Lights TF™ LED Lighting
- Tranquility Falls™ Water Feature
- Slide Valves
- 7/3/2 Warranty
- TriLayer™ Spa Shell
- LED Water Feature
- Multi Weather™ Vanguard Cabinet
- Stainless Jet Accents

Optional Packages Available*

- Thermal Bond™ Full Foam Insulation
- Rhythmic Waves™ Sound System
- Check-In Wifi Module



PLATINUM COLLECTION EXCLUSIVE THERAPY SYSTEMS

Direct IMPACT THERAPY



PROJET STREAM™ THERAPY

ProJet Stream™ Hydrotherapy offers a uniquely concealed jetting system in the spa shell as shown here. The rotation of the ProJet Stream™ Valve controls this hydro driven jet, providing relief to tense neck and shoulder areas without the confining experience of a reverse molded spa.



ROTO STREAM® SEQUENCING SYSTEM

The patented Roto Stream® Sequencing System provides the spa user an automated massage experience, sequencing hydrotherapy automatically through the illustrated positions 1-4, while allowing the spa user to either control the speed of the experience or isolate a specific location any time during the massage.




VERSA-FLO™ HYDROTHERAPY SYSTEM

The Versa-Flo™ Therapy System represents the Direct Impact™ Therapy operation of the Platinum Collection Spa Line. This is in contrast of the CFE system's passive relief therapy. This Direct Impact™ Hydrotherapy System gives relief by Versa-Flo jetting moving direct pressure therapy right where your body needs it, regardless of the muscle size or location. Versa-Flo™ provides the versatility to create a different relief point on multiple body locations.

PLATINUM COLLECTION EXCLUSIVE THERAPY SYSTEMS

Passive IMPACT THERAPY



CFE™ HYDROTHERAPY SYSTEM

The CFE™ (Coplaner Fluid Ejector) Hydrotherapy System is a patented Passive Therapy system that move a stream of water parallel to the body.



POWER MASSAGE® is a unique system which provides tension relief along the curves and angles of your body. Specially designed contours in the spa shell guide powerful, therapeutic water ribbons down the neck and back area and along the full length of your spine. These patented jets are concealed by the head rests and offer a revitalizing experience truly unique in the spa world.

POWER MASSAGE PLUS®

Combining two hydrotherapy jets in one behind the headrest with a small custom valve, your Platinum Collection is able to isolate the back, neck and shoulders at the ideal angle.



POWER STREAM®

Northern Bay Hot Tubs® combine the parallel movement of air and water in the Power Stream® providing a relaxing, therapeutic ribbon of massage for the hand, wrist, arm, and feet.

MINOCQUA

Passive Impact™ CFE Therapy System	
Power Massage Plus®	1
Power Massage®	1
Power Stream®	12
Deflector Stream®	3
TOTAL JETS	17

Direct Impact™ Therapy System	
Versa-Flo™ Jets	43
Vortex Jet	1
TOTAL JETS	61

Dimensions	
Width.....	90"
Length	94"
Height.....	40"
Average Fill	525 GL
Dry Weight	920 LB
Average Full Weight.....	5302 LB
Seating Capacity	5
Power Pack	220V/60A
(3) 2 Speed Pump	575 GPM
(1) Circulation Pump.....	35 GPM

FEATURES & OPTIONS

Platinum Insulation System

- CoverAll™ Sealed Base with Slide Rail System
- Thermal Bond™ Wrap Insulation
- Deluxe Spa Cover

Continuous Circulation System

- Continuous Circulation Pump
- Continuous Antimicrobial Filtration
- Continuous Ozone Generation

Standard System

- Manual Sequencing Therapy
- Top Loading Skimmer
- Treaded Footwell
- Footwell Spa Drain
- Built-in Headrests
- Midnight Lights TF™ LED Lighting
- Tranquility Falls™ Water Feature
- Slide Valves
- 7/3/2 Warranty
- TriLayer™ Spa Shell
- LED Water Feature
- Multi Weather™ Vanguard Cabinet
- Stainless Jet Accents

Optional Packages Available*

- Thermal Bond™ Full Foam Insulation
- Rhythmic Waves™ Sound System
- Check-In Wifi Module



MANISTIQUE

Passive Impact™ CFE Therapy System	
Power Massage Plus®	1
Power Massage®	1
Deflector Stream®	4
<u>TOTAL JETS</u>	<u>6</u>

Direct Impact™ Therapy System	
Versa-Flo™ Jets	53
Vortex Jet	1
<u>TOTAL JETS</u>	<u>60</u>

Dimensions	
Width.....	90"
Length	94"
Height.....	40"
Average Fill	525 GL
Dry Weight.....	920 LB
Average Full Weight.....	5302 LB
Seating Capacity	6-7
Power Pack.....	220V/60A
(1) 2 Speed Pump	240 GPM
(2) 2 Speed Pump	390 GPM
(1) Circulation Pump.....	35 GPM



FEATURES & OPTIONS

Platinum Insulation System

- CoverAll™ Sealed Base with Slide Rail System
- Thermal Bond™ Wrap Insulation
- Deluxe Spa Cover

Continuous Circulation System

- Continuous Circulation Pump
- Continuous Antimicrobial Filtration
- Continuous Ozone Generation

Standard System

- Manual Sequencing Therapy
- Top Loading Skimmer
- Treaded Footwell
- Footwell Spa Drain
- Built-in Headrests
- Midnight Lights TF™ LED Lighting
- Tranquility Falls™ Water Feature
- Slide Valves
- 7/3/2 Warranty
- TriLayer™ Spa Shell
- LED Water Feature
- Multi Weather™ Vanguard Cabinet
- Stainless Jet Accents

Optional Packages Available*

- Thermal Bond™ Full Foam Insulation
- Rhythmic Waves™ Sound System
- Check-In Wifi Module



OKOBOJI

Passive Impact™ CFE Therapy System	
Power Massage Plus®	2
Power Massage®	2
Deflector Stream®	4
<u>TOTAL JETS</u>	<u>8</u>

Direct Impact™ Therapy System	
Versa-Flo™ Jets	66
Vortex Jet	1
<u>TOTAL JETS</u>	<u>75</u>

Dimensions	
Width.....	92"
Length	108"
Height.....	40"
Average Fill	795 GL
Dry Weight	1200 LB
Average Full Weight.....	7835 LB
Seating Capacity	9
Power Pack	220V/60A
(3) 2 Speed Pump	720 GPM
(1) Circulation Pump.....	35 GPM



FEATURES & OPTIONS

Platinum Insulation System

- CoverAll™ Sealed Base with Slide Rail System
- Thermal Bond™ Wrap Insulation
- Deluxe Spa Cover

Continuous Circulation System

- Continuous Circulation Pump
- Continuous Antimicrobial Filtration
- Continuous Ozone Generation

Standard System

- Manual Sequencing Therapy
- Top Loading Skimmer
- Treaded Footwell
- Footwell Spa Drain
- Built-in Headrests
- Midnight Lights TF™ LED Lighting
- Tranquility Falls™ Water Feature
- Slide Valves
- 7/3/2 Warranty
- TriLayer™ Spa Shell
- LED Water Feature
- Multi Weather™ Vanguard Cabinet
- Stainless Jet Accents

Optional Packages Available*

- Thermal Bond™ Full Foam Insulation
- Rhythmic Waves™ Sound System
- Check-In Wifi Module



*Only Available in Silver Marble

Resort Collection

Exceptional seating and features give the Resort Collection that “All Inclusive” experience. Enjoy the Zone-In-Zone™ Hydrotherapy system along with our patented Power Massage® Jet. Kick back and take in the soothing sounds of cascading streams of water that carry an array of colors in this luxurious line. Enjoy the peace of mind that comes with 35 years of hot tub manufacturing experience, keeping you relaxed inside and outside of your hot tub.



FONTANA

Passive Impact™ CFE Therapy System	
Power Massage®	1
TOTAL JETS	1

Direct Impact™ Therapy System	
Versa-Flo™ Jets	41
TOTAL JETS	42

Dimensions	
Width.....	84"
Length	84"
Height.....	38"
Average Fill	375 GL
Dry Weight.....	780 LB
Average Full Weight.....	3911 LB
Seating Capacity	5-6
Power Pack.....	220V/60A
(1) 2 Speed Pump	195 GPM
(1) 1 Speed Pump	195 GPM

FEATURES & OPTIONS

Thermal Bond™ Insulation System

- Sealed Base
- Thermal Bond™ Wrap Insulation
- Deluxe Spa Cover

Custom Circulation System

- Custom Circulation Cycles
- Antimicrobial Filtration
- Ozone Ready

Standard System

- Top Loading Skimmer
- Treaded Footwell
- Footwell Spa Drain
- Built-in Headrests
- Midnight Lights TF™ LED Lighting
- Tranquility Falls™ Water Feature
- Slide Valves
- 7/3/2 Warranty
- TriLayer™ Spa Shell
- LED Water Feature
- Multi Weather™ Cabinet
- Stainless Jet Accents

Optional Packages Available*

- Thermal Bond™ Full Foam Insulation
- Rhythmic Waves™ Sound System
- Ozone Generator
- Check-In Wifi Module



HUNTINGTON

Passive Impact™ CFE Therapy System	
Power Massage®	1
TOTAL JETS	1

Direct Impact™ Therapy System	
Versa-Flo™ Jets	48
TOTAL JETS	49

Dimensions	
Width.....	84"
Length	84"
Height.....	38"
Average Fill	375 GL
Dry Weight.....	750 LB
Average Full Weight.....	3880 LB
Seating Capacity	5
Power Pack.....	220V/60A
(1) 2 Speed Pump	195 GPM
(1) 1 Speed Pump	195 GPM

FEATURES & OPTIONS

Thermal Bond™ Insulation System

- Sealed Base
- Thermal Bond™ Wrap Insulation
- Deluxe Spa Cover

Custom Circulation System

- Custom Circulation Cycles
- Antimicrobial Filtration
- Ozone Ready

Standard System

- Top Loading Skimmer
- Treaded Footwell
- Footwell Spa Drain
- Built-in Headrests
- Midnight Lights TF™ LED Lighting
- Tranquility Falls™ Water Feature
- Slide Valves
- 7/3/2 Warranty
- Wifi Ready
- TriLayer™ Spa Shell
- LED Water Feature
- Multi Weather™ Cabinet
- Stainless Jet Accents

Optional Packages Available*

- Thermal Bond™ Full Foam Insulation
- Rhythmic Waves™ Sound System
- Ozone Generator
- Check-In Wifi Module



GRAND MARAIS

Passive Impact™ CFE Therapy System	
Power Massage®	1
TOTAL JETS	1

Direct Impact™ Therapy System	
Versa-Flo™ Jets	56
TOTAL JETS	57

Dimensions	
Width.....	90"
Length	94"
Height.....	40"
Average Fill	525 GL
Dry Weight.....	920 LB
Average Full Weight.....	5302 LB
Seating Capacity	7
Power Pack.....	220V/60A
(1) 2 Speed Pump	240 GPM
(1) 1 Speed Pump	195 GPM



FEATURES & OPTIONS

Thermal Bond™ Insulation System

- Sealed Base
- Thermal Bond™ Wrap Insulation
- Deluxe Spa Cover

Custom Circulation System

- Custom Circulation Cycles
- Antimicrobial Filtration
- Ozone Ready

Standard System

- Top Loading Skimmer
- Treaded Footwell
- Footwell Spa Drain
- Built-in Headrests
- Midnight Lights TF™ LED Lighting
- Tranquility Falls™ Water Feature
- Slide Valves
- 7/3/2 Warranty
- TriLayer™ Spa Shell
- LED Water Feature
- Multi Weather™ Cabinet
- Stainless Jet Accents

Optional Packages Available*

- Thermal Bond™ Full Foam Insulation
- Rhythmic Waves™ Sound System
- Ozone Generator
- Check-In Wifi Module



RICHMOND

Passive Impact™ CFE Therapy System	
Power Massage®	1
TOTAL JETS	1

Direct Impact™ Therapy System	
Versa-Flo™ Jets	56
TOTAL JETS	57

Dimensions	
Width.....	89"
Length	93"
Height.....	40"
Average Fill	525 GL
Dry Weight	920 LB
Average Full Weight.....	5302 LB
Seating Capacity	6
Power Pack	220V/60A
(1) 2 Speed Pump	195 GPM
(1) 1 Speed Pump	195 GPM

FEATURES & OPTIONS

- Thermal Bond™ Insulation System
- Sealed Base
 - Thermal Bond™ Wrap Insulation
 - Deluxe Spa Cover

- Custom Circulation System
- Custom Circulation Cycles
 - Antimicrobial Filtration
 - Ozone Ready

- Standard System
- Top Loading Skimmer
 - Treaded Footwell
 - Footwell Spa Drain
 - Built-in Headrests
 - Midnight Lights TF™ LED Lighting
 - Tranquility Falls™ Water Feature
 - Slide Valves
 - 7/3/2 Warranty
 - TriLayer™ Spa Shell
 - LED Water Feature
 - Multi Weather™ Cabinet
 - Stainless Jet Accents

- Optional Packages Available*
- Thermal Bond™ Full Foam Insulation
 - Rhythmic Waves™ Sound System
 - Ozone Generator
 - Check-In Wifi Module



Moonlight Collection

The Moonlight Collection is not only durable but stylish with Duotone™ jets that provide an adjustable full body massage. In the evening, set the mood with our Midnight Lights and Tranquility Falls amenities that come standard in this collection. These hot tubs are Affordable Luxury at its best!



BEMIDJI

Passive Impact™ CFE Therapy System
 Power Massage® 0
 TOTAL JETS 0

Direct Impact™ Therapy System
 Versa-Flo™ Jets 24
 TOTAL JETS 24

Dimensions
 Width..... 67"
 Length 80"
 Height..... 34"
 Average Fill 240 GL
 Dry Weight 500 LB
 Average Full Weight..... 2504 LB
 Seating Capacity 3-4
 Power Pack 220V/60A
 (1) 2 Speed Pump 195 GPM

FEATURES & OPTIONS

- Thermal Bond™ Insulation System
- Sealed Base
 - Thermal Bond™ Wrap Insulation
 - Deluxe Spa Cover

- Custom Circulation System
- Custom Circulation Cycles
 - Antimicrobial Filtration
 - Ozone Ready

- Standard System
- Top Loading Skimmer
 - Treaded Footwell
 - Footwell Spa Drain
 - Built-in Headrests
 - Midnight Lights TF™ LED Lighting
 - Tranquility Falls™ Water Feature
 - Slide Valves
 - 7/3/2 Warranty
 - LED Water Feature
 - TriLayer™ Spa Shell
 - Multi Weather™ Cabinet
 - DuoTone™ Jet Accents

- Optional Packages Available*
- Thermal Bond™ Full Foam Insulation
 - Ozone Generator



GENEVA

Passive Impact™ CFE Therapy System	
Power Massage®	0
TOTAL JETS	0

Direct Impact™ Therapy System	
Versa-Flo™ Jets	29
TOTAL JETS	29

Dimensions	
Width.....	67"
Length	80"
Height.....	40"
Average Fill	300 GL
Dry Weight.....	500 LB
Average Full Weight.....	3000 LB
Seating Capacity	4
Power Pack.....	220V/60A
(1) 2 Speed Pump	195 GPM

FEATURES & OPTIONS

- Thermal Bond™ Insulation System
- Sealed Base
 - Thermal Bond™ Wrap Insulation
 - Deluxe Spa Cover

- Custom Circulation System
- Custom Circulation Cycles
 - Antimicrobial Filtration
 - Ozone Ready

- Standard System
- Top Loading Skimmer
 - Treaded Footwell
 - Footwell Spa Drain
 - Midnight Lights™ LED Lighting
 - Slide Valves
 - 7/3/2 Warranty
 - TriLayer™ Spa Shell
 - Multi Weather™ Cabinet
 - DuoTone™ Jet Accents

- Optional Packages Available*
- Thermal Bond™ Full Foam Insulation
 - Rhythmic Waves™ Sound System
 - Ozone Generator



MINNETONKA

Passive Impact™ CFE Therapy System
 Power Massage® 0
 TOTAL JETS 0

Direct Impact™ Therapy System
 Versa-Flo™ Jets 36
 TOTAL JETS 36

Dimensions
 Width..... 80"
 Length 84"
 Height..... 36"
 Average Fill 350 GL
 Dry Weight 700 LB
 Average Full Weight..... 3622 LB
 Seating Capacity 4-5
 Power Pack 220V/60A
 (1) 2 Speed Pump 195 GPM

FEATURES & OPTIONS

- Thermal Bond™ Insulation System
- Sealed Base
 - Thermal Bond™ Wrap Insulation
 - Deluxe Spa Cover

- Custom Circulation System
- Custom Circulation Cycles
 - Antimicrobial Filtration
 - Ozone Ready

- Standard System
- Top Loading Skimmer
 - Treaded Footwell
 - Footwell Spa Drain
 - Built-in Headrests
 - Midnight TF™ LED Lighting
 - Tranquility Falls™ Water Feature
 - 7/3/2 Warranty
 - TriLayer™ Spa Shell
 - Multi Weather™ Cabinet
 - DuoTone™ Jet Accents

- Optional Packages Available*
- Thermal Bond™ Full Foam Insulation
 - Rhythmic Waves™ Sound System
 - Ozone Generator



AUGUSTA

Passive Impact™ CFE Therapy System	
Power Massage®	0
TOTAL JETS	0

Direct Impact™ Therapy System	
Versa-Flo™ Jets	37
TOTAL JETS	37

Dimensions	
Width.....	80"
Length	84"
Height.....	36"
Average Fill	350 GL
Dry Weight.....	700 LB
Average Full Weight.....	3622 LB
Seating Capacity	4-5
Power Pack	220V/60A
(1) 2 Speed Pump	195 GPM



FEATURES & OPTIONS

- Thermal Bond™ Insulation System
- Sealed Base
 - Thermal Bond™ Wrap Insulation
 - Deluxe Spa Cover

- Custom Circulation System
- Custom Circulation Cycles
 - Antimicrobial Filtration
 - Ozone Ready

- Standard System
- Top Loading Skimmer
 - Treaded Footwell
 - Footwell Spa Drain
 - Built-in Headrests
 - Midnight TF™ LED Lighting
 - Tranquility Falls™ Water Feature
 - 7/3/2 Warranty
 - TriLayer™ Spa Shell
 - Multi Weather™ Cabinet
 - DuoTone™ Jet Accents

- Optional Packages Available*
- Thermal Bond™ Full Foam Insulation
 - Rhythmic Waves™ Sound System
 - Ozone Generator



FONTANA

Passive Impact™ CFE Therapy System
 Power Massage® 0
 TOTAL JETS 0

Direct Impact™ Therapy System
 Versa-Flo™ Jets 41
 TOTAL JETS 41

Dimensions
 Width..... 84"
 Length 84"
 Height..... 38"
 Average Fill 375 GL
 Dry Weight..... 780 LB
 Average Full Weight..... 3911 LB
 Seating Capacity 5-6
 Power Pack..... 220V/60A
 (1) 2 Speed Pump 195 GPM

FEATURES & OPTIONS

- Thermal Bond™ Insulation System
- Sealed Base
 - Thermal Bond™ Wrap Insulation
 - Deluxe Spa Cover

- Custom Circulation System
- Custom Circulation Cycles
 - Antimicrobial Filtration
 - Ozone Ready

- Standard System
- Top Loading Skimmer
 - Treaded Footwell
 - Footwell Spa Drain
 - Built-in Headrests
 - Midnight Lights TF™ LED Lighting
 - Tranquility Falls™ Water Feature
 - Slide Valves
 - 7/3/2 Warranty
 - TriLayer™ Spa Shell
 - LED Water Feature
 - Multi Weather™ Cabinet
 - DuoTone™ Jet Accents

- Optional Packages Available*
- Thermal Bond™ Full Foam Insulation
 - Rhythmic Waves™ Sound System
 - Ozone Generator



*Shown as Resort Collection with DuoTone™ Jets

HUNTINGTON

Passive Impact™ CFE Therapy System
 Power Massage® 0
 TOTAL JETS 0

Direct Impact™ Therapy System
 Versa-Flo™ Jets 50
 TOTAL JETS 50

Dimensions
 Width..... 84"
 Length 84"
 Height..... 38"
 Average Fill 375 GL
 Dry Weight 750 LB
 Average Full Weight..... 3880 LB
 Seating Capacity 5
 Power Pack 220V/60A
 (1) 2 Speed Pump 195 GPM

FEATURES & OPTIONS

- Thermal Bond™ Insulation System
- Sealed Base
 - Thermal Bond™ Wrap Insulation
 - Deluxe Spa Cover

- Custom Circulation System
- Custom Circulation Cycles
 - Antimicrobial Filtration
 - Ozone Ready

- Standard System
- Top Loading Skimmer
 - Treaded Footwell
 - Footwell Spa Drain
 - Built-in Headrests
 - Midnight Lights TF™ LED Lighting
 - Tranquility Falls™ Water Feature
 - Slide Valves
 - 7/3/2 Warranty
 - TriLayer™ Spa Shell
 - LED Water Feature
 - Multi Weather™ Cabinet
 - DuoTone™ Jet Accents

- Optional Packages Available*
- Thermal Bond™ Full Foam Insulation
 - Rhythmic Waves™ Sound System
 - Ozone Generator



*Shown as Resort Collection



Whitewater Series

Discover tremendous Hydrotherapy and adjustability with the Whitewater Series. Packed with standard features, this convertible hot tub series is attractively priced and built with Integrity, Reliability and Quality. The large full color Control Center makes operating our hot tub a breeze, while the Thermal Bond™ Insulation system ensures energy efficiency.



OZARK

Passive Impact™ CFE Therapy System	
Power Massage®	0
TOTAL JETS	0

Direct Impact™ Therapy System	
Versa-Flo™ Jets	13
TOTAL JETS	13

Dimensions	
Width.....	59"
Length	82"
Height.....	29"
Average Fill	150 GL
Dry Weight	300 LB
Average Full Weight.....	1500 LB
Seating Capacity	1-2
Power Pack.....	220V/60A 110V/20A
(1) 2 Speed Pump	140 GPM



FEATURES & OPTIONS

- Thermal Bond™ Insulation System
- Sealed Base
 - Thermal Bond™ Wrap Insulation
 - Deluxe Spa Cover

- Custom Circulation System
- Custom Circulation Cycles
 - Antimicrobial Filtration
 - Ozone Ready

- Standard System
- Top Loading Skimmer
 - Treaded Footwell
 - Footwell Spa Drain
 - Midnight Lights™ LED Lighting
 - 7/3/2 Warranty
 - TriLayer™ Spa Shell - Silver Marble
 - Multi Weather™ Exterior
 - DuoTone™ Jet Accents

- Optional Packages Available*
- Ozone Generator
 - TriLayer™ Spa Shell Color Upgrade

SUMMERSET

Passive Impact™ CFE Therapy System	
Power Massage®	0
TOTAL JETS	0

Direct Impact™ Therapy System	
Versa-Flo™ Jets	24
TOTAL JETS	24

Dimensions	
Round	78.5"
Height.....	36.5"
Average Fill	255 GL
Dry Weight	350 LB
Average Full Weight.....	2438 LB
Seating Capacity	4-6
Power Pack.....	220V/60A
	110V/20A
(1) 2 Speed Pump	140 GPM

FEATURES & OPTIONS

- Thermal Bond™ Insulation System
- Sealed Base
 - Thermal Bond™ Wrap Insulation
 - Deluxe Spa Cover

- Custom Circulation System
- Custom Circulation Cycles
 - Antimicrobial Filtration
 - Ozone Ready

- Standard System
- Top Loading Skimmer
 - Treaded Footwell
 - Footwell Spa Drain
 - Midnight Lights™ LED Lighting
 - 7/3/2 Warranty
 - TriLayer™ Spa Shell - Silver Marble
 - Multi Weather™ Exterior
 - DuoTone™ Jet Accents

- Optional Packages Available*
- Ozone Generator
 - TriLayer™ Spa Shell Color Upgrade



CATATOGA

Passive Impact™ CFE Therapy System	
Power Massage®	0
<u>TOTAL JETS</u>	<u>0</u>

Direct Impact™ Therapy System	
Versa-Flo™ Jets	19
<u>TOTAL JETS</u>	<u>19</u>

Dimensions	
Width.....	57"
Length.....	80"
Height.....	29"
Average Fill	150 GL
Dry Weight.....	385 LB
Average Full Weight.....	1638 LB
Seating Capacity	2
Power Pack.....	220V/60A
	110V/20A
(1) 2 Speed Pump	140 GPM

FEATURES & OPTIONS

Thermal Bond™ Insulation System

- Sealed Base
- Thermal Bond™ Wrap Insulation
- Deluxe Spa Cover

Custom Circulation System

- Custom Circulation Cycles
- Antimicrobial Filtration
- Ozone Ready

Standard System

- Top Loading Skimmer
- Treaded Footwell
- Footwell Spa Drain
- Midnight Lights™ LED Lighting
- 7/3/2 Warranty
- TriLayer™ Spa Shell - Silver Marble
- Multi Weather™ Exterior
- DuoTone™ Jet Accents

Optional Packages Available*

- Thermal Bond™ Full Foam Insulation
- Ozone Generator
- TriLayer™ Spa Shell Color Upgrade



*Shown in shell color upgrade

BEMIDJI

Passive Impact™ CFE Therapy System
 Power Massage® 0
 TOTAL JETS 0

Direct Impact™ Therapy System
 Versa-Flo™ Jets 24
 TOTAL JETS 24

Dimensions
 Width..... 67"
 Length 80"
 Height..... 34"
 Average Fill 240 GL
 Dry Weight 500 LB
 Average Full Weight..... 2504 LB
 Seating Capacity 3-4
 Power Pack 220V/60A
 110V/20A
 (1) 2 Speed Pump 140 GPM

FEATURES & OPTIONS

Thermal Bond™ Insulation System

- Sealed Base
- Thermal Bond™ Wrap Insulation
- Deluxe Spa Cover

Custom Circulation System

- Custom Circulation Cycles
- Antimicrobial Filtration
- Ozone Ready

Standard System

- Top Loading Skimmer
- Treaded Footwell
- Footwell Spa Drain
- Midnight Lights™ LED Lighting
- 7/3/2 Warranty
- TriLayer™ Spa Shell - Silver Marble
- Multi Weather™ Exterior
- DuoTone™ Jet Accents

Optional Packages Available*

- Thermal Bond™ Full Foam Insulation
- Rhythmic Waves™ Sound System
- Ozone Generator
- TriLayer™ Acrylic Shell Color Upgrade



*Shown in shell color upgrade

GENEVA

Passive Impact™ CFE Therapy System	
Power Massage®	0
TOTAL JETS	0

Direct Impact™ Therapy System	
Versa-Flo™ Jets	29
TOTAL JETS	29

Dimensions	
Width.....	67"
Length	80"
Height.....	40"
Average Fill	300 GL
Dry Weight.....	500 LB
Average Full Weight.....	3000 LB
Seating Capacity	4
Power Pack	220V/60A
	110V/20A
(1) 2 Speed Pump	140 GPM



FEATURES & OPTIONS

- Thermal Bond™ Insulation System
- Sealed Base
 - Thermal Bond™ Wrap Insulation
 - Deluxe Spa Cover

- Custom Circulation System
- Custom Circulation Cycles
 - Antimicrobial Filtration
 - Ozone Ready

- Standard System
- Top Loading Skimmer
 - Treaded Footwell
 - Footwell Spa Drain
 - Midnight Lights™ LED Lighting
 - 7/3/2 Warranty
 - Wifi Ready
 - TriLayer™ Spa Shell
 - Multi Weather™ Exterior
 - DuoTone™ Jet Accents

- Optional Packages Available*
- Thermal Bond™ Full Foam Insulation
 - Rhythmic Waves™ Sound System
 - Ozone Generator
 - TriLayer™ Acrylic Shell Color Upgrade




Features & Options



Multi Clean™ System

(Resort, Moonlight, Whitewater and Splash Models)

Always clean, always warm, always inviting. The Multi Clean™ System is customizable allowing proper circulation in combination with cleansing Antimicrobial Filtration, providing spa water that is maintained efficiently and effectively.



Antimicrobial Filtration

The Antimicrobial Filtration is designed to inhibit odor, mold and mildew on the surface of the filter cartridge. The Multi Zone™ system is designed to circulate water through these Antimicrobial cartridges. This will ensure your spa water has been properly filtered.



Multi Zone™ Ozone Ready

Optional environmentally friendly Ozone, a natural sanitizer, will help in providing a better soaking atmosphere in your spa water. Northern Bay Hot Tubs® come Ozone ready.



Custom Circulation System

Northern Bay Hot Tubs® have Customizable Circulation Cycles designed for your lifestyle. This system can circulate and filter thousands of gallons of water using up to four different circulation cycles.



Northern Bay™ Operations Center

The Operations Center contains all the programmable spa functions, while the Horizontal Mount Heater thermostatically controls the warming of the spa in the most efficient way possible.

Continuous Clean System

(Platinum Collection Only)

Always clean, always warm, always inviting. The Continuous Clean System operates continuously, allowing proper circulation in combination with cleansing Antimicrobial Filtration and ozone injection providing spa water that is maintained efficiently and effectively.

Antimicrobial Filtration

The Antimicrobial Filtration is designed to inhibit odor, mold and mildew on the surface of the filter cartridge. The Continuous Clean system is designed to circulate water through these Antimicrobial cartridges. This will ensure your spa water has been properly filtered.



Multi Zone™ Ozone

Ozone, a natural sanitizer, will help in providing a better spa soaking atmosphere. The Multi Zone™ ozone generator is standard on your Platinum Collection Model.



Continuous Circulation™ System

Platinum Collection models use a dedicated 35 GPM pump to provide continuous water circulation while maintaining cost-efficiency. This Continuous Circulation™ system moves over 50,000 gallons of water per day.



Platinum Control Panel

Our Lifestyle Programming design provides the ultimate in user friendly controls while maintaining the sophistication of the latest diagnostic technology.



Heat On Demand/Operations Center

The Operations Center contains all the pre-programmed spa functions, while the Horizontal Mount Heater thermostatically controls the warming of the spa in the most efficient way possible.



Thermal Bond™ Insulation System



The Thermal Bond™ Wrap Insulation System is standard on all Northern Bay Hot Tubs® and utilizes three key components in providing efficient heat retention and lower operating costs. First and foremost is the spa cover that seals in the heat from the top. Secondly we use the Thermal Bond™ Wrap Insulation to retain warm air that is created inside the spa cabinet. Thirdly, the Thermal Bond™ Wrap sealed base helps keep warm air in and cold air out of the bottom of the spa cabinet. These three components allow you to be soaking in a spa that is designed to be ready when you are.

MULTI WEATHER™ EXTERIOR

The Multi Weather™ exterior is designed as a low maintenance and durable product. It is designed for easy care while continuing to look great for years to come.



**PLATINUM COLLECTION
MODELS**




**RESORT, MOONLIGHT, AND
WHITEWATER MODELS**

Features & Options


Midnight Lights™ & Midnight Lights TF™ LED Lighting Systems

Northern Bay offers two Lighting LED Systems using key locations throughout the spa. These LED Systems offer an array of bright digital colors and sequences to increase your spa use enjoyment. The Midnight Lights TF™ adds the use of an LED Water Feature to the system. Ask your Dealer about Models and Series availability.



Tranquility Falls™

These streams of cascading water enhance the spa's atmosphere. Northern Bay offers LED Water Features standard on most models. Ask your Dealer about availability.



Duotone™ Jet Accents

Duotone™ Jet accents are standard features on the Northern Bay Hot Tubs®. They provide a modern look highlighting the spa's appearance.



Stainless Jet Accents (Platinum & Resort Collection only)

These jets use a stainless steel accent to create a designer look that adds a classic finish to our luxurious series.



Rhythmic Waves™ Sound System

Enjoy music in the comfort of your spa with Northern Bay's optional Bluetooth Streaming and Dual Speaker System. Ask your dealer about model availability.





www.northernbayhottubs.com
sales@northernbayhottubs.com

All sizes are approximate. Saratoga Spa and Bath® Co., Inc reserves the right to make changes in product characteristics, standard equipment supplied or available at any time without notice. Not all features are available on all models. International 60 Hz models may vary in specifications and features. Models with international specifications are only available through international distributors. All spas must be wired in compliance with owners manual. Power Massage® is a patented feature of Saratoga Spa and Bath® Co., Inc (4953240) (5086595) (5752300) (6351856) (6185757) (6182303) (D431303) (5067228) (5010699) (CFE#4860392) (6182303) Entertainment systems and other optional features are not offered with the UL® listing or standard warranty and are not available on all models. See your Saratoga Spa® dealer for details.

Warning: The consumer product safety commission has stated that water temperature in a spa or hot tub should not exceed 104° F. Immersion in water in excess of 104° could be hazardous to your health. Children, aged persons, persons having medical problems and pregnant women should consult their physicians before using a spa or hot tub. Spas or hot tubs should not be used by persons under the influence of alcohol or by persons taking medications that cause drowsiness.

All spas must be wired in compliance with Carolina owners manual.

Manufactured by Saratoga Spa Company, 33 Wade Road, Latham , NY 12110



#25181-NB 7/22